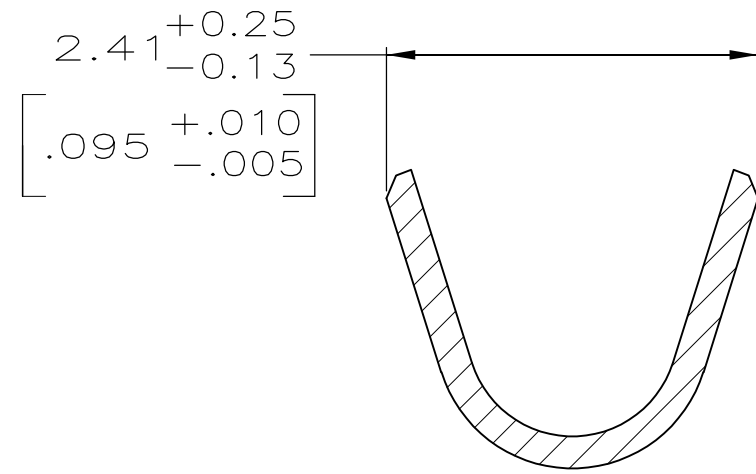
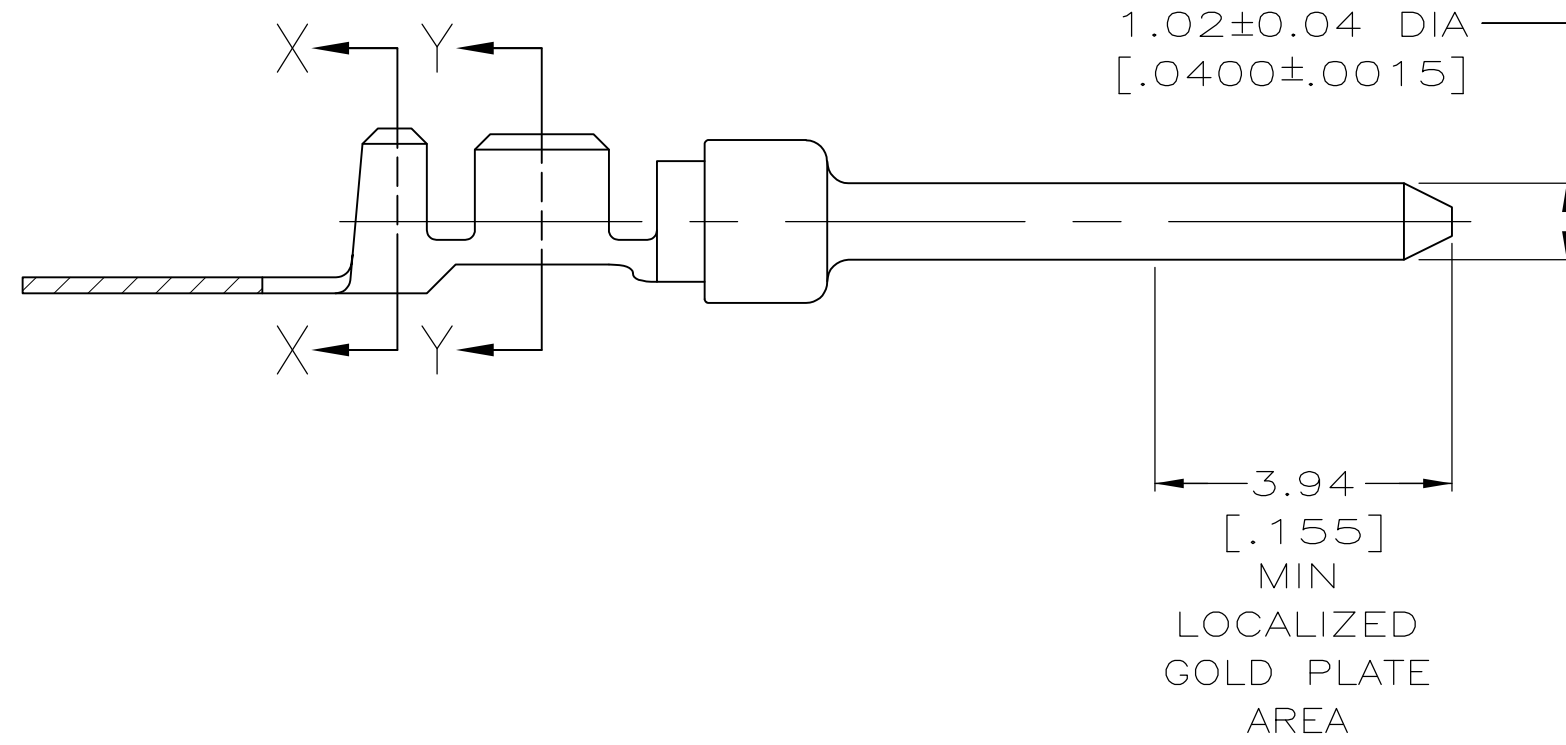
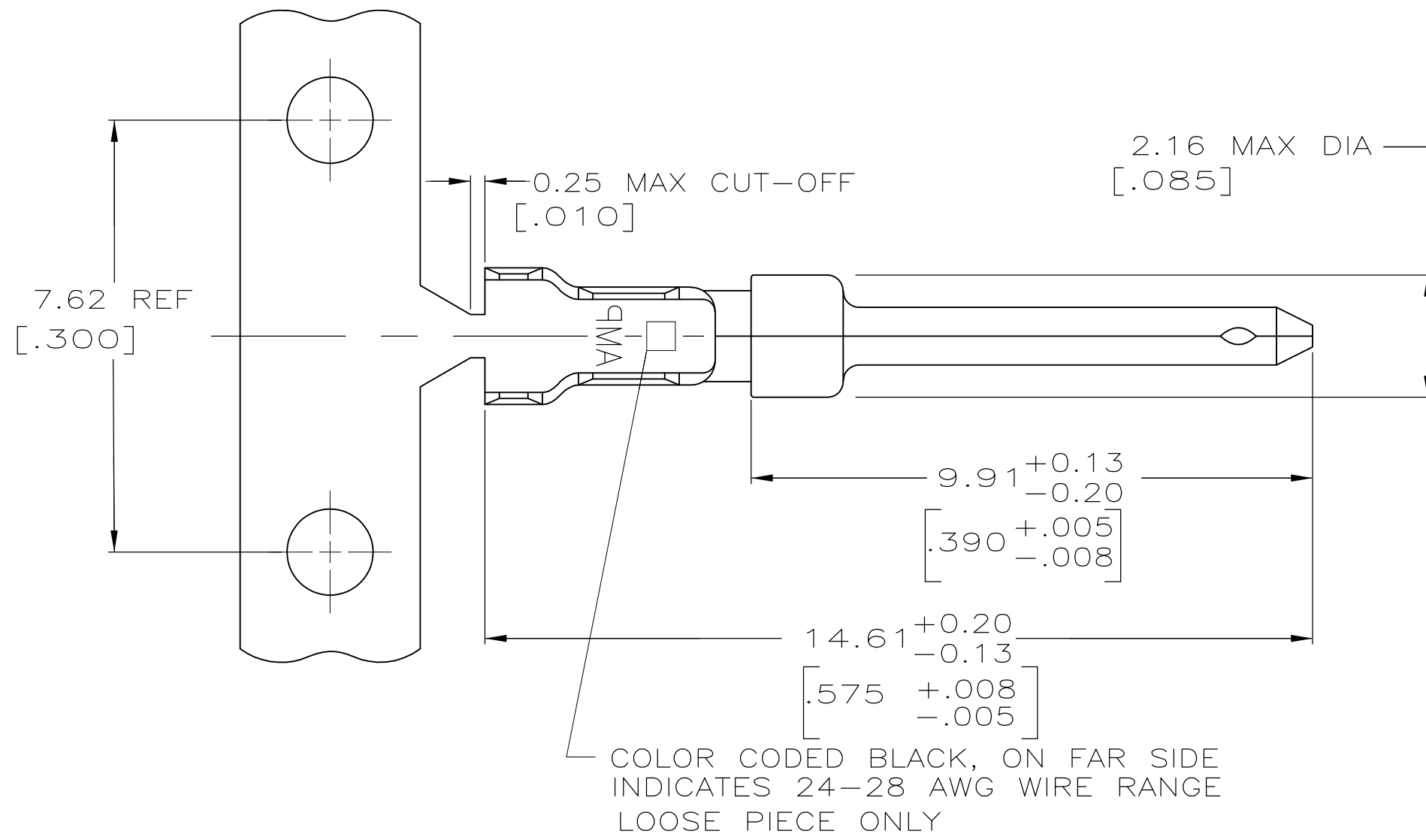
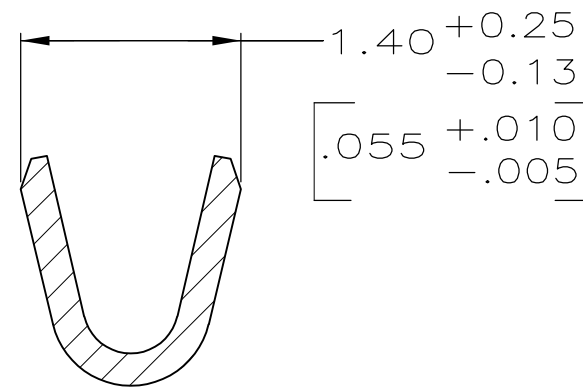


THIS DRAWING IS UNPUBLISHED. RELEASED FOR PUBLICATION
 © COPYRIGHT BY TYCO ELECTRONICS CORPORATION. ALL RIGHTS RESERVED.

LOC	DIST	REVISIONS					
GP	00	P	LTR	DESCRIPTION	DATE	DWN	APVD
		K		REVISED PER ECO-08-007460	20JUN2008	ZMRCWR	



SECTION X-X
INSULATION BARREL
SCALE 20:1



SECTION Y-Y
WIRE BARREL
SCALE 20:1

- 1 FOR MINI-APPLICATOR.
- 2 FOR HAND TOOL USE ONLY.
- 3. WIRE RANGE OF 24-28 AWG, INSULATION RANGE OF 1.27-1.52 [.050-.060].
- 4. GOLD PLATING MAY NOT APPEAR ON CARRIER STRIP.
- 4 GOLD PLATING PER MIL-G-45204. NICKEL PLATING PER QQ-N-290. TIN PLATING PER MIL-T-10727.
- 5 GOLD PLATED IN LOCALIZED GOLD PLATE AREA AS FOLLOWS:
- 6 0.76µm [.000030] MIN GOLD IN MATED AREA, GOLD FLASH ON REMAINDER OF CONTACT, ALL OVER 1.27µm [.000050] MIN NICKEL UNDERPLATE.
OR
GOLD FLASH OVER PALLADIUM-NICKEL PLATE, 0.76µm [.000030] MIN TOTAL IN MATED AREA, GOLD FLASH ON REMAINDER OF CONTACT, ALL OVER 1.27µm [.000050] MIN NICKEL UNDERPLATE.
- 7 GOLD PLATED IN LOCALIZED GOLD PLATED AREA, GOLD FLASH IN MATED AREA, TIN PLATED WIRE BARRELS, OVER 0.76µm [.000030] NICKEL.
- 8 GOLD PLATED IN LOCALIZED GOLD PLATED AREA, 0.76µm [.000030] GOLD IN MATED AREA, TIN PLATED WIRE BARRELS OVER 1.27µm [.000050] NICKEL.
- 9 OBSOLETE.

8	9-1-66682-1	9-66682-9
7	-	9-66682-6
6	66682-4	66682-2
FINISH 5	LOOSE PIECE 2	PART NUMBER 1

THIS DRAWING IS A CONTROLLED DOCUMENT.		DWN S. WELDON 9-9-86	Tyco Electronics Corporation Harrisburg, PA 17105-3608	
DIMENSIONS: mm [INCHES]		CHK C. RICHARD 9-9-86	NAME	
TOLERANCES UNLESS OTHERWISE SPECIFIED:		APVD V. KUMAR 9-10-86	PIN CONTACT, SIZE 20 DF, 24-28 AWG, AMPLIMITE	
0 PLC ± -	1 PLC ± -	PRODUCT SPEC	SIZE A2	CAGE CODE 00779
2 PLC ± 0.13 [.005]	3 PLC ± -	APPLICATION SPEC	DRAWING NO C=66682	RESTRICTED TO
4 PLC ± -	ANGLES ± -	114-10000	SCALE 10:1	SHEET 1 of 1
MATERIAL BRASS PER MIL-C-50	FINISH SEE TABLE	WEIGHT -	CUSTOMER DRAWING	REV K